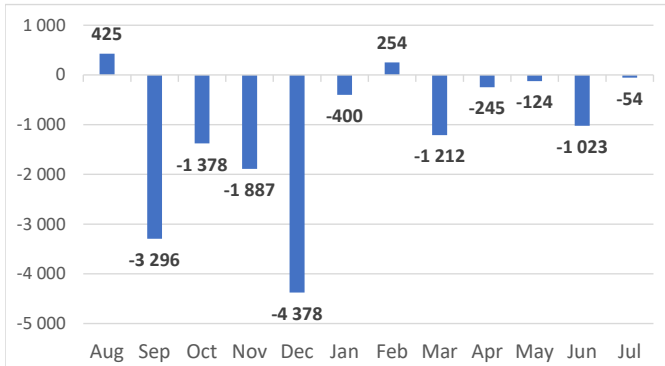


Net Sales Total

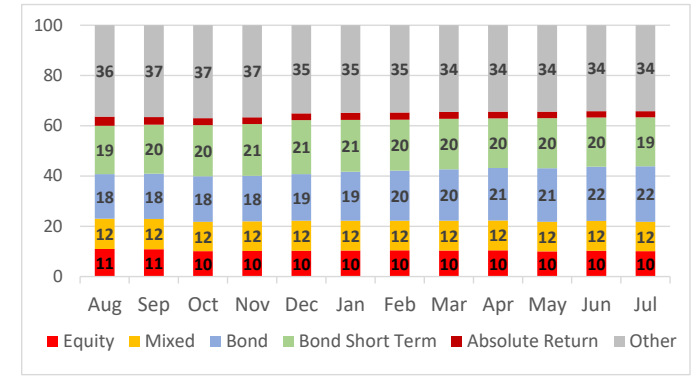


AUM & Net Sales by Investment Profile

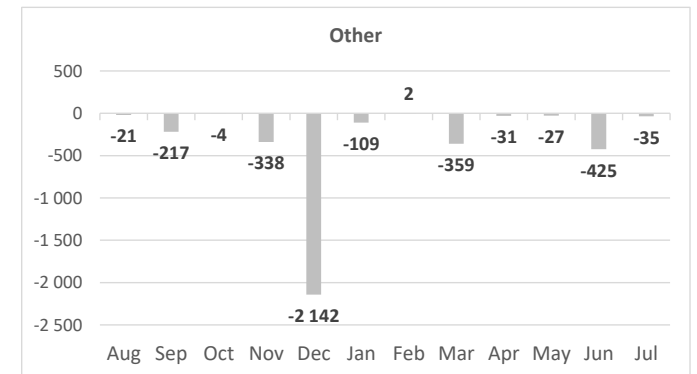
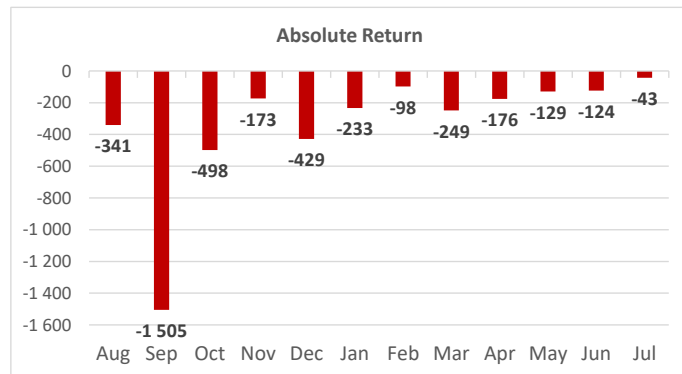
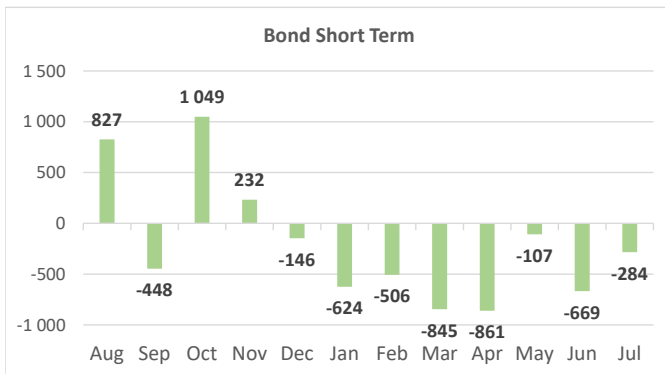
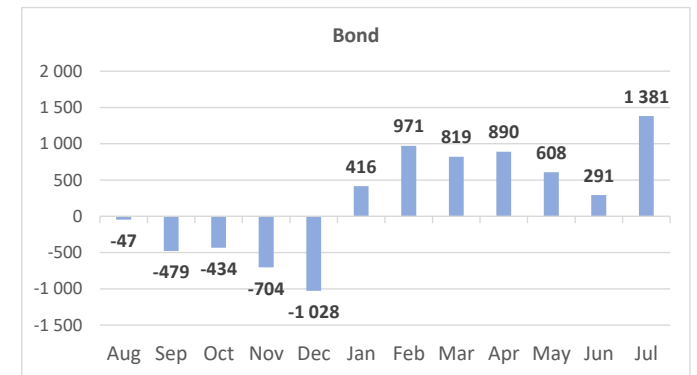
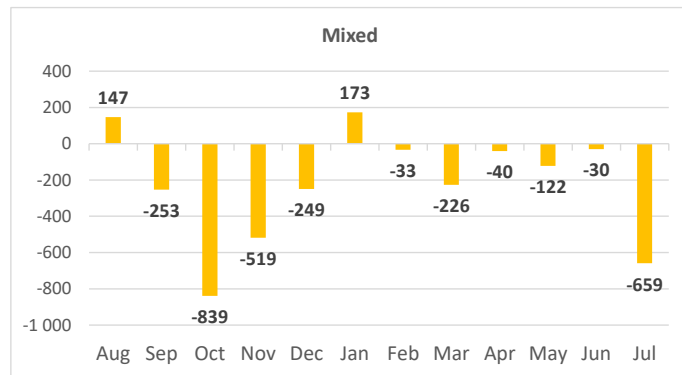
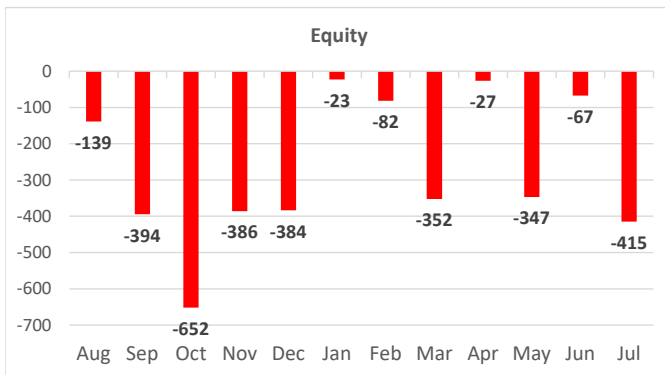
| Profile | AUM | | Net sales | | |
|-----------------|----------------|----------------|------------|---------------|---------------|
| | Jul-19 | Jun-19 | Jul-19 | Jun-19 | YTD |
| Equity | 26 071 | 26 404 | -415 | -67 | -1 312 |
| Mixed | 30 175 | 30 647 | -659 | -30 | -938 |
| Bond | 57 155 | 55 437 | 1 381 | 291 | 5 377 |
| Bond Short Term | 50 325 | 50 413 | -284 | -669 | -3 896 |
| Absolute Return | 6 439 | 6 549 | -43 | -124 | -1 051 |
| Other | 88 325 | 88 036 | -35 | -425 | -985 |
| Total | 258 490 | 257 486 | -54 | -1 023 | -2 806 |

| AUM Structure [%] | Private Eq. | Securitized | Real Estate | Commodity |
|-------------------|-------------|-------------|-------------|-----------|
| of Other category | 91 | 6 | 2 | 1 |

AUM Structure [%]



Net Sales by Investment Profile



Bond Short Term category includes previous Money Market Treasury and Money Market Universal categories. Money Market Corporate data were combined with Bond data
 All data is presented in PLN mln. Data for Private Equity, Securitized, Real Estate and Commodity are included in the "Other" category
 This FactSheet has been developed by IZFiA, based on data collected from domestic Investment Funds (approx. 95% of Polish investment fund assets); www.izfa.pl